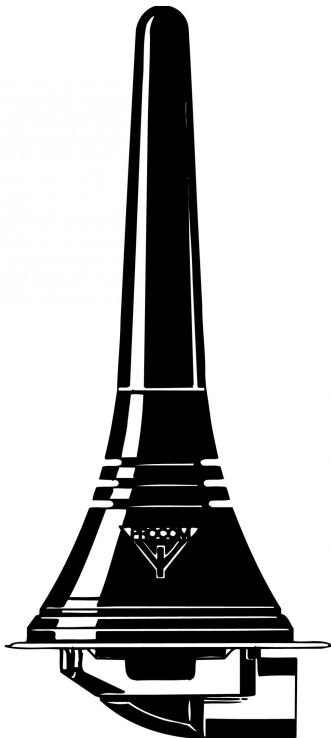


# MU 901-LX/...

## 0 dB Mobile Antenna for the 900 MHz Band

### DESCRIPTION

- 0 dB mobile antenna for the 900 MHz band.
- Black-chromed whip in nice, discrete design.
- Type MU 901-LX/l covers 820 – 905 MHz (e.g. for the EAMPS cellular system).
- Type MU 901-LX/h covers 870 – 960 MHz (e.g. for the ETACS, NMT-900 and EGSM cellular systems).
- Stainless steel LX-mount – professional quality in elegant and smooth design.
- Especially suited for roof-mounting.
- Provided with FME-connection (supplied without cable).
- Bendable section in mount for adjustment of whip (tiltable 15° by hand).
- Installation with access from the outside only (requiring an 18 mm dia. hole).



### ORDERING DESIGNATION

TYPE	PRODUCT NO.	FREQUENCY
MU 901-LX/l	130001141	820 – 905 MHz (EAMPS)
MU 901-LX/h	130001144	870 – 960 MHz (EGSM, NMT-900, ETACS)

### SPECIFICATIONS

ELECTRICAL	
MODEL	MU 901-LX/...
ANTENNA TYPE	¼ λ mobile antenna
FREQUENCY	900 MHz band covered by two models
IMPEDANCE	Nom. 50 Ω
POLARIZATION	Vertical
GAIN	Approx. 0 dB (acc. to EIA RS-329-1)
BANDWIDTH	≥ 90 @ SWR ≤ 1.75 ≥ 180 @ SWR ≤ 2.0
SWR	≤ 1.5 @ f. res.
MAX. POWER	60 W
MECHANICAL	
MATERIALS	<b>Whip:</b> Black-chromed brass <b>Mount:</b> Stainless steel Brass Weather- and shockproof plastics
RECOMMENDED INSTALLATION TORQUE	3.5 Nm max.
CABLE	FME-cable to be ordered separately
COLOUR	Black
HEIGHT	Approx. 80 mm
WEIGHT	Approx. 50 g
MOUNTING	18 mm dia. hole

## INSTALLATION

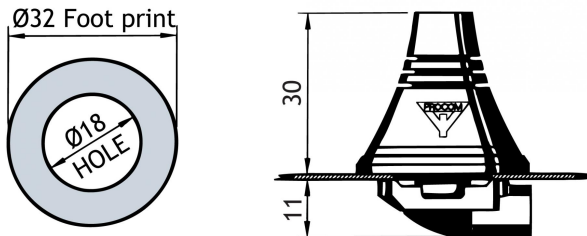
The LX-mount is especially suited for roof-mounting. It is recommended to mount the antenna at the centre of the roof to ensure the best omnidirectional coverage. Mounting can take place in an 18 mm dia. hole with access from the outside only.

When cleaning the car in car-washing machines, the whip should be removed.

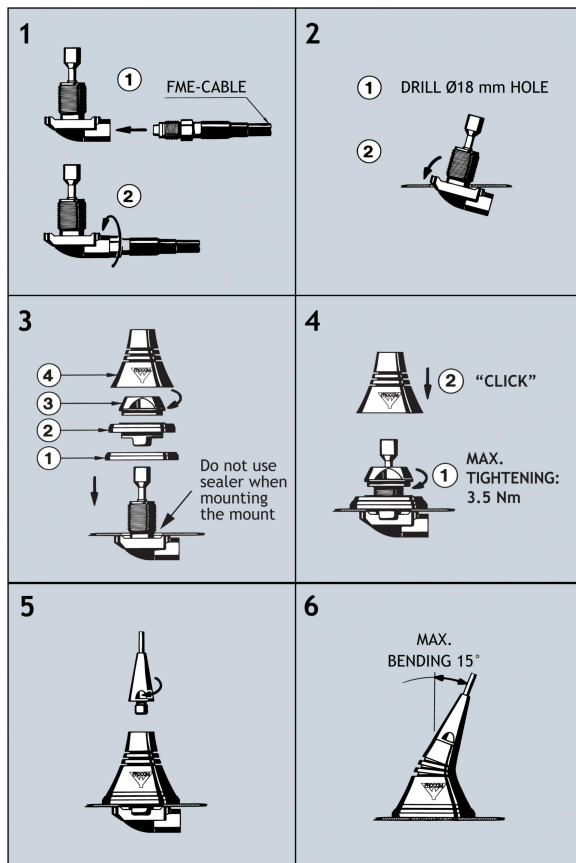
After wash, the whip is refitted and tightened lightly.

### 1. INSTALLATION DIMENSIONS

#### LX-MOUNT



### 2. INSTALLATION STEPS



Do not use sealer on rubber gasket or other places.

### PLEASE NOTE

When tightening the revolving nut (see picture 4), special care must be taken to keep the spanner in the correct position.

### 3. TUNING

The antenna is delivered factory-tuned and requires no further tuning.



PROCOM France S.A.R.L. se réserve le droit d'améliorer les spécifications sans préavis.

28/04/11