

G-CXL 2-2C

Universal, Unity-Gain Base Station and Marine Antenna for the 160 MHz Band. Designed for defense units.

DESCRIPTION

- G-CXL 2-2C is a 0 dBd gain, omnidirectional base station antenna. The antenna covers the complete band: 144 - 175 MHz.
- G-CXL 2-2C is designed for fixation on supporting tubes with outer diameter between 27 mm and 65 mm.
- The construction of the mount makes it possible to lead the cable either inside or along the outside of the mast tube.
- A glass fibre tube completely encloses the carefully designed radiating element to ensure long dependable service in all climates.
- Atmospherical discharges are immediately led to ground as all metal parts are DC-grounded (consequently, the antenna shows a DC-short across the coaxial cable).
- This antenna is used where reliability is of utmost importance. A long lifetime has been taken into consideration when designing this antenna – it is sturdy and strong.



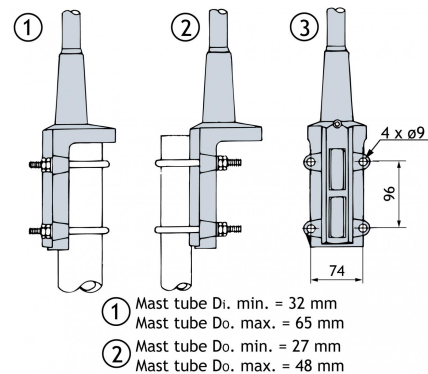
ORDERING DESIGNATIONS

TYPE	PRODUCT NO.
G-CXL 2-2C	100000267

SPECIFICATIONS

ELECTRICAL	
MODEL	G-CXL 2-2C
ANTENNA TYPE	Coaxial, broad-band dipole
FREQUENCY	Covering: 144 - 175 MHz
IMPEDANCE	Nom. 50 Ω
RADIATION	Omnidirectional
POLARIZATION	Vertical
GAIN	2 dBi 0 dBd
BANDWIDTH	31 MHz
SWR	≤ 1.5
MAX. POWER	600 W
ANTISTATIC PROTECTION	All metal parts DC-grounded (Connector shows a DC-short)
MECHANICAL	
CONNECTOR	N-female
WIND SURFACE	0.091 m ²
WIND LOAD	115 N @ 160 km/h
COLOUR	Green
MATERIALS	Shroud: Polyurethane-coated glass fibre Mast clamp : Seawater resistant aluminium, black
TOTAL HEIGHT	Approx. 1.75 m
WEIGHT	Approx. 3.0 kg
MOUNTING	On 27 - 65 mm dia. mast tube

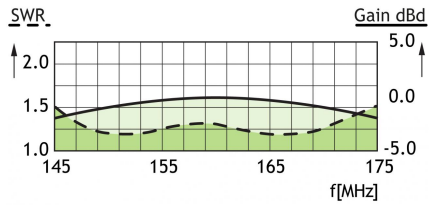
MULTI-PURPOSE MOUNTING BRACKET



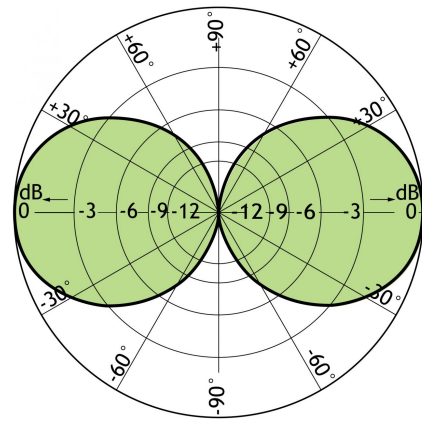
PLEASE NOTE

The antenna is delivered with a DC-connection between the antenna element and the mounting bracket.

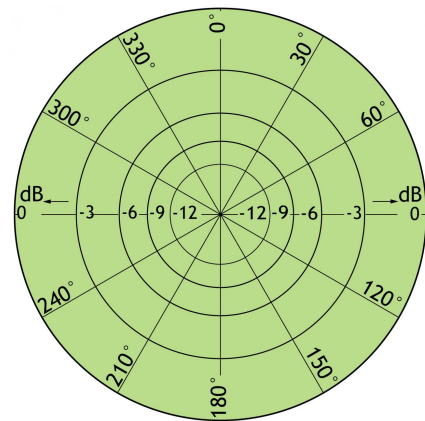
TYPICAL GAIN AND SWR CURVES



TYPICAL RADIATION PATTERN (E-PLANE)



TYPICAL RADIATION PATTERN (H-PLANE)



PROCOM A/S reserve the right to amend specifications without prior notice.

28/09/11