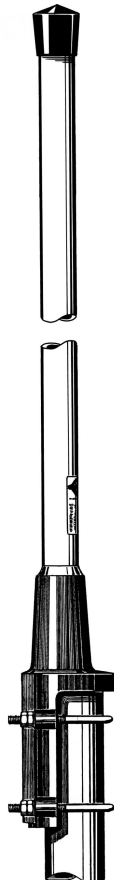


CXL 3-3C

Sturdy 3 dBd Gain Base Station Antenna for the air Band

DESCRIPTION

- CXL 3-3C is a sturdy, 3 dBd, vertically polarized, omnidirectional base station antenna, which covers the air band.
- The antenna is provided with our "C" mast bracket, which is a universal, epoxy-coated mounting bracket made of non-corrosive aluminium. The accompanying U-bolts and fittings are made of stainless steel.
- The antenna can be mounted on 27 to 65 mm dia. mast tubes and it is possible to lead the cable either along the inside or on the outside of the mast tube.
- The phasing of the radiating elements is carefully adjusted to yield maximum gain in the horizontal plane, with the level of the sidelobes reduced to a minimum. Special emphasis has been laid on obtaining a large bandwidth both in relation to SWR and gain.
- The broad-banded antenna element is completely enclosed in a glass fibre shroud, which will ensure performance undisturbed by corrosive environments.
- To substantially reduce noise caused by atmospheric discharges, all metal parts in the antenna are DC-grounded. Consequently, the antenna shows a DC-short across the coaxial cable.
- This antenna is constructed to ensure long dependable service in all climates.



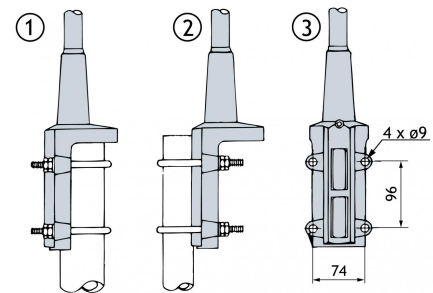
ORDERING DESIGNATIONS

TYPE	PRODUCT NO.
CXL 3-3C	10000079

SPECIFICATIONS

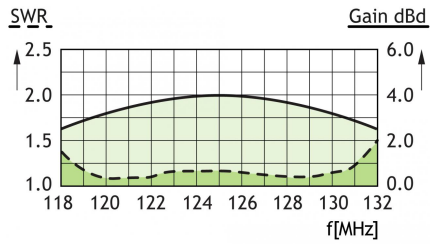
ELECTRICAL	
MODEL	CXL 3-3C
ANTENNA TYPE	Coaxial, broad-band dipole
FREQUENCY	119 - 131 MHz
IMPEDANCE	Nom. 50 Ω
RADIATION	Omnidirectional
POLARIZATION	Vertical
GAIN	5 dBi 3 dBd
HALF POWER BEAMWIDTH	30°
BANDWIDTH	12 MHz
SWR	≤ 1.5 @ 119 - 131 MHz (< 3 @ 118 - 137 MHz)
MAX. POWER	400 W
ANTISTATIC PROTECTION	All metal parts DC-grounded (Connector shows a DC-short)
MECHANICAL	
TEMP. RANGE	-30° C → +70° C
CONNECTOR	N-female
WIND SURFACE	0.165 m ²
WIND LOAD	209 N @ 160 km/h / 99 mph
MAX. WIND SPEED	200 km/h / 125 mph
COLOUR	Marine white
MATERIALS	Radome : Polyurethane coated glass fibre Mounting bracket : Seawater resistant aluminium, epoxy-coated
TOTAL HEIGHT	Approx. 3.5 m
WEIGHT	Approx. 4.5 kg
MOUNTING	On 27 - 65 mm dia. mast tube

MULTI-PURPOSE MOUNTING BRACKET

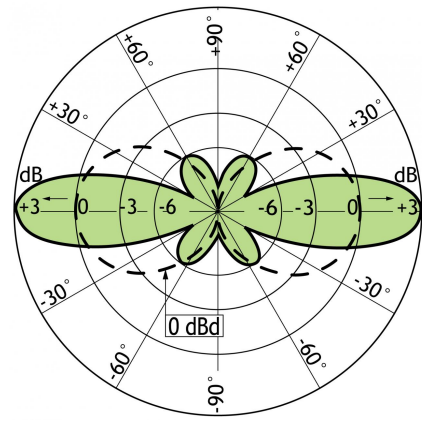


- ① Mast tube Di. min. = 32 mm
Mast tube Do. max. = 65 mm
- ② Mast tube Do. min. = 27 mm
Mast tube Do. max. = 48 mm

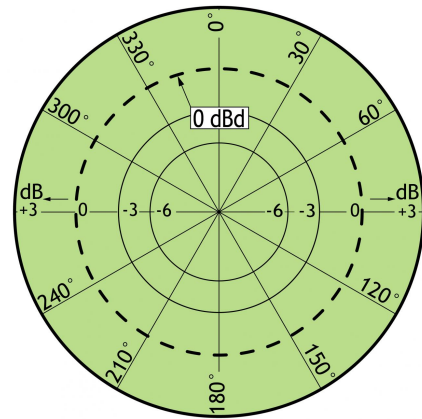
TYPICAL GAIN AND SWR CURVES



TYPICAL RADIATION PATTERN (E-PLANE)



TYPICAL RADIATION PATTERN (H-PLANE)



PROCOM A/S reserve the right to amend specifications without prior notice.

21/10/14