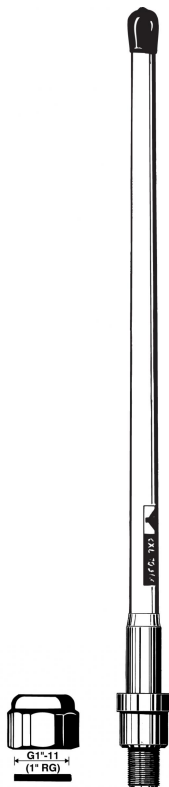


CXL 1800-1/DECT

Unity gain Omnidirectional Base Station and Marine Antenna for the DECT

DESCRIPTION

- Vertically polarized, omnidirectional base station and marine antenna.
- Approximately 0 dBd gain.
- The CXL 1800-1/DECT is especially suitable for the DECT band.
- To substantially reduce noise caused by atmospheric discharges, all metal parts in the antenna are DC-grounded. Consequently, the antenna shows a DC-short across the coaxial cable.
- Simple mounting using the 1" revolving nut system.
- Wide variety of accessory mounting brackets available.



ORDERING DESIGNATIONS

TYPE	PRODUCT NO.
CXL 1800-1/DECT	100000197

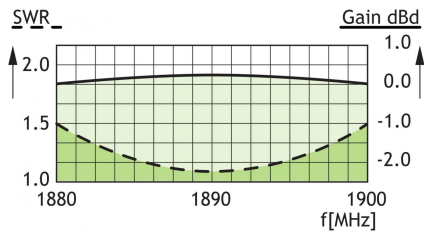
SPECIFICATIONS

ELECTRICAL	
MODEL	CXL 1800-1/DECT
ANTENNA TYPE	Coaxial, collinear antenna
FREQUENCY	1880 - 1900 MHz (DECT)
IMPEDANCE	Nom. 50 Ω
POLARIZATION	Vertical
GAIN	2 dBi 0 dBd
BANDWIDTH	≥ 20 MHz @ SWR ≤ 1.5
SWR	≤ 1.5
MAX. POWER	100 W
ANTISTATIC PROTECTION	All metal parts DC-grounded (Connector shows a DC-short)
MECHANICAL	
TEMP. RANGE	-30°C → +70°C
CONNECTOR	N-female
WIND SURFACE	Approx. 0.007 m ²
WIND LOAD	Approx. 23 N @ 160 km/h
COLOUR	Marine white
MATERIALS	Shroud: Polyurethane-coated glass fibre Mounting bracket: Chromed brass
TOTAL HEIGHT	Approx. 420 mm
DIA. IN TOP END	13 mm
DIA. IN BOTTOM END	16 mm
WEIGHT	Approx. 250 g
MOUNTING	On 1" RG (G1"-11) threaded water pipe or on optional mounting brackets (see below)

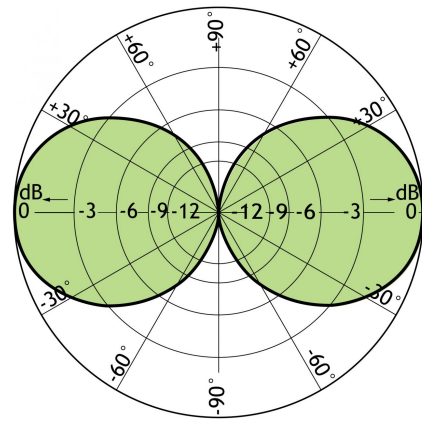
ACCESSORIES (to be ordered separately)

FLG G1"-11 (1" RG)	SMR 1 G1"-11 (1" RG)	SMR 2 G1"-11 (1" RG)	YA-Bracket ø17
LW 1" G1"-11 (1" RG)	MariFix 1 1"-14 NF ALSO NEED ADT	MariFix 2 1"-14 NF ALSO NEED ADT	ADT G1"-11 (1" RG) 1"-14 NF

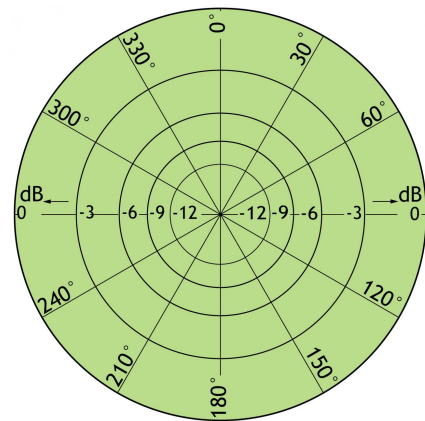
TYPICAL GAIN AND SWR CURVES



TYPICAL RADIATION PATTERN (E-PLANE)



TYPICAL RADIATION PATTERN (H-PLANE)



PROCOM France S.A.R.L. se réserve le droit
d'améliorer les spécifications sans préavis.
03/10/11