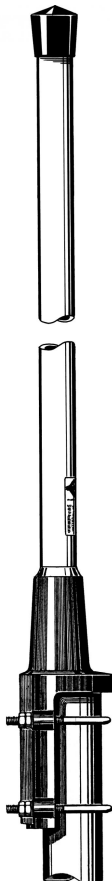


CXL 175-400C

Unity Gain, Broad-Banded Base Station Antenna for 175 - 400 MHz

DESCRIPTION

- CXL 175-400C is a 0 dBd gain, omnidirectional base station antenna.
- The antenna is extremely broad-banded and covers the complete band: 175 – 400 MHz.
- CXL 175-400C is designed for fixation on supporting tubes with outer diameter between 27 mm and 65 mm.
- The construction of the mount makes it possible to lead the cable either inside or along the outside of the mast tube.
- A glass fibre tube completely encloses the carefully designed radiating element to ensure long dependable service in all climates.
- Atmospheric discharges are immediately led to ground as all metal parts are DC-grounded (consequently, the antenna shows a DC-short across the coaxial cable).
- This antenna is used where reliability is of utmost importance. A long lifetime has been taken into consideration when designing this antenna – it is sturdy and strong.



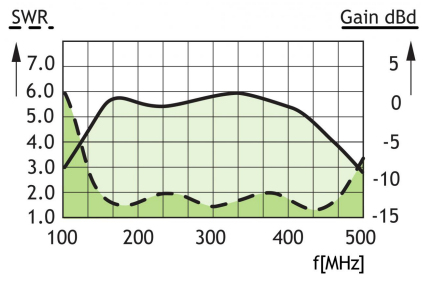
ORDERING DESIGNATIONS

TYPE	PRODUCT NO.
CXL 175-400C	10000086

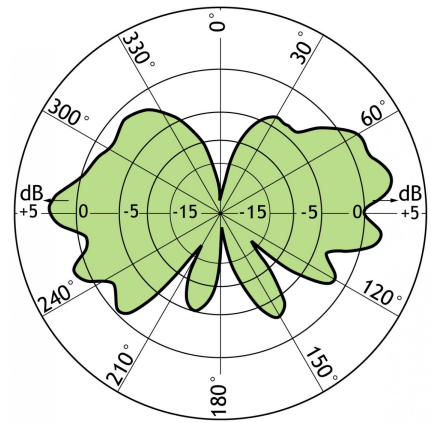
SPECIFICATIONS

ELECTRICAL	
MODEL	CXL 175-400C
ANTENNA TYPE	Coaxial, broad-band dipole
FREQUENCY	Covering: 175 – 400 MHz
IMPEDANCE	Nom. 50 Ω
RADIATION	Omnidirectional
POLARIZATION	Vertical
GAIN	2 dBi 0 dBd \pm 3 dB
BANDWIDTH	225 MHz
SWR	\leq 2.5, typ. \leq 2.0
MAX. POWER	200 W
ANTISTATIC PROTECTION	All metal parts DC-grounded (Connector shows a DC-short)
MECHANICAL	
CONNECTOR	N-female
WIND SURFACE	0.056 m ²
WIND LOAD	71 N @ 160 km/h
COLOUR	Marine white
MATERIALS	Radome : Polyurethane-coated glass fibre Mounting bracket: Seawater resistant aluminium, epoxy-coated
TOTAL HEIGHT	Approx. 1.0 m
WEIGHT	Approx. 3.0 kg
MOUNTING	On 27 - 65 mm dia. mast tube

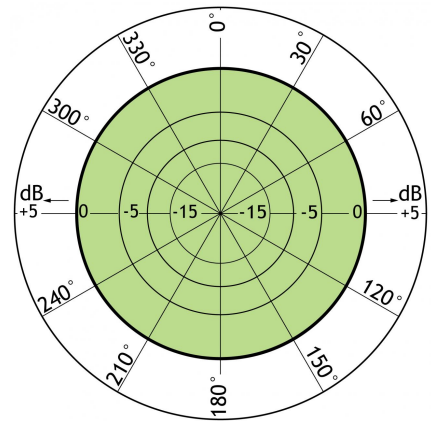
TYPICAL GAIN AND SWR CURVES



TYPICAL RADIATION PATTERN (E-PLANE)



TYPICAL RADIATION PATTERN (H-PLANE)



PROCOM France S.A.R.L. se réserve le droit d'améliorer les spécifications sans préavis.
14/02/13