

# SPECIFICATION MODEL CX-140D

IMPEDANCE / 50 Ohms.

## VOLTAGE

ACTUATION DATA :

VOLTAGE :

Pull in ..... 10Vdc - 14Vdc (12Vdc Nominal)

Drop out ..... 3.0Vdc Min.

Current ..... 69mA @12Vdc 20°C

Coil resistance ... 196 Ohms ±10% 20°C

## SWITCHING TIME

SWITCHING TIME :

Pull in ..... 15ms max.

Drop out ..... 10ms max.

LIFE EXPECTANCY ... 1,000,000. Operation min.

## MECHANICAL

MECHANICAL :

Contact arrangement ..... SPDT

RF contacts ..... Break before make.

Operational temperature ..... - 25°C to +50°C (Max Temperature Rise:20c)

Weight ..... Approx 95gs.

Mounting ..... Four screws

Cable connections ..... N Female, Directly connect cables

## ELECTRICAL CHARACTERISTICS

ELECTRICAL CHARACTERISTICS :

Frequency	VSWR	Isolation	Ins.Loss	IN PUT RF Power
MHz	Max	-dB(min)	-dB(max)	W
50	1.03	55	0.08	250
150	1.03	51	0.1	250
500	1.05	47	0.15	200
1000	1.06	34	0.2	150
1500	1.2	28	0.25	100

## COIL CHARACTERISTICS

COIL CHARACTERISTICS :

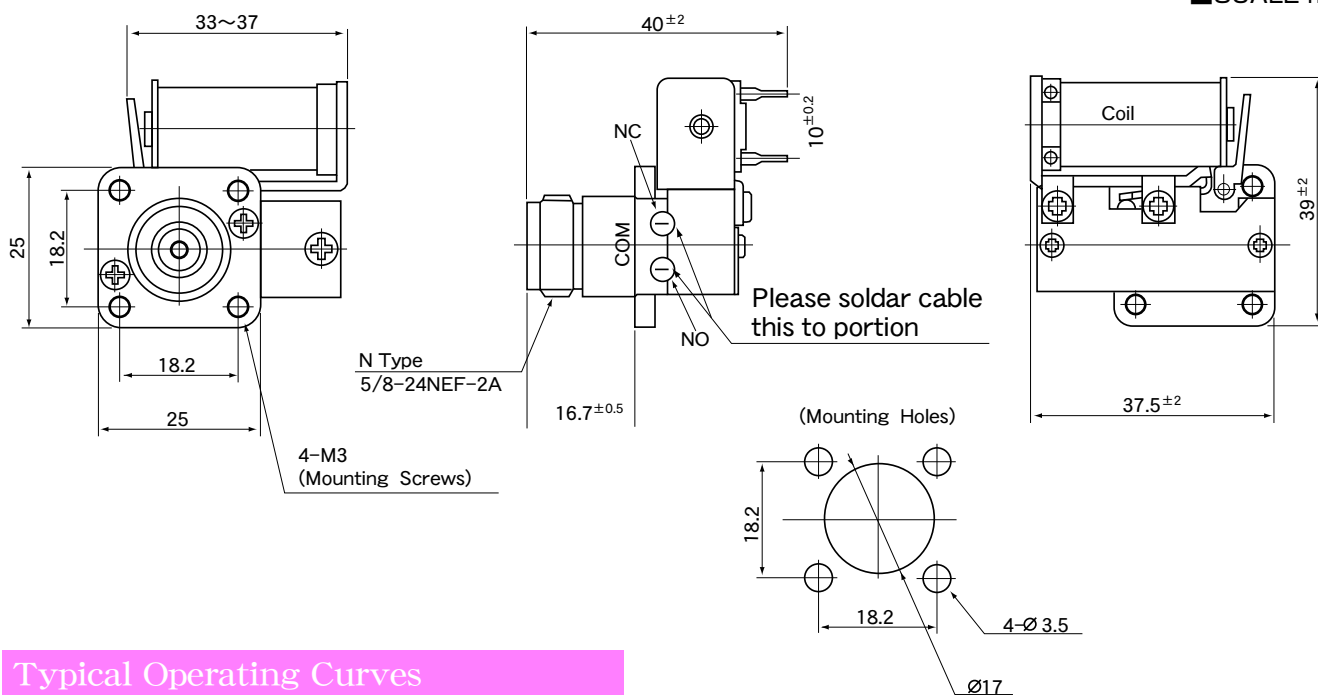
Nominal Voltage  
12Vdc

Voltage Range  
10Vdc - 14Vdc

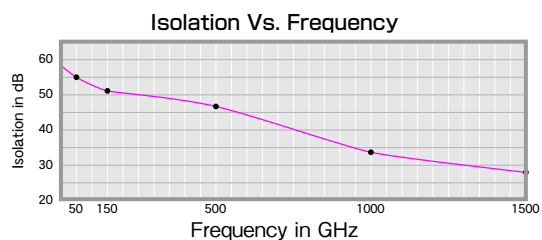
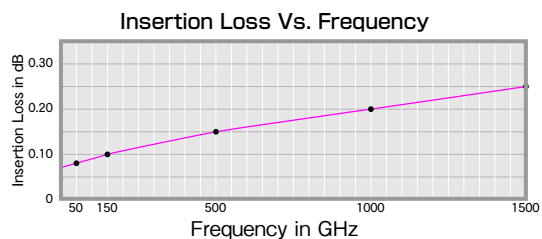
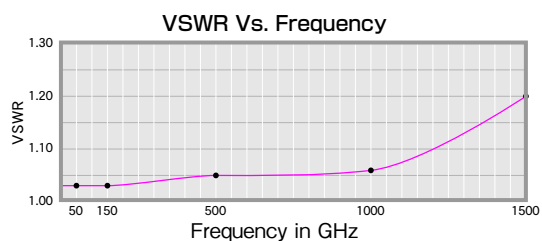
Resistance Ohms 10%  
196 ±10% 20°C

# DIMENSIONS

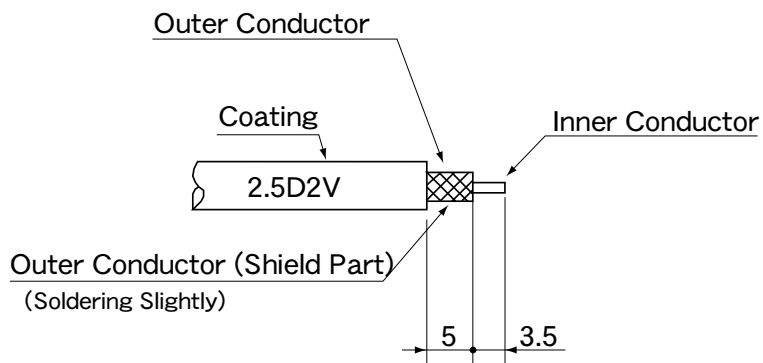
SCALE m/n



# Typical Operating Curves



# Cable Termination



# Schematic

